








This research note supplements the Golly Checklist Research log by providing additional detail on the following research item to assist collectors who are interested in looking into this area. All text and images are © copyright and may not be reproduced without permission. If you can assist with any information in this – or any other - area please contact the Golly Checklist team on [info@gollychecklist.co.uk](mailto:info@gollychecklist.co.uk).

# Research Note: 1013

<b>Section</b>	Golly badges: White Waistcoat era
<b>Title</b>	Miller – backstamp alignment
<b>Description</b>	The Miller backstamp can be found with a horizontal or vertical alignment, and the vertical alignment may be stamped 90° left or right - is there any consistency of alignment across designs, are all badge designs which have the miller stamp available with all alignments?
<b>Further Detail</b>	The three images below show the W/W Golfer by Miller with the back marking stamped horizontally, and vertically left and right (or 90° anti-clockwise and 90° clockwise).

Vertical Left $V_L$	Horizontal $H$	Vertical Right $V_R$
 		 
Shown as $V_L$ in table	Shown as $H$ in table	Shown as $V_R$ in table

The table below shows all known combinations of alignments across the range of Miller designs produced in the white waistcoat era.

A '✓' indicates that a specific alignment has been verified, a white box indicates that it may exist but has not yet been reported whilst a grey box indicates that a variation does not exist. These are based on a limited analysis of Miller badges available at the time of writing. Some of the white boxes should almost certainly have a tick in but only the confirmed alignments are shown.

Table showing all combination of backstamp alignments of Miller white waistcoat badges:

Design	other detail	Miller Backstamp Type								
		Type I			Type II			Type III		
		H	V <sub>L</sub>	V <sub>R</sub>	H	V <sub>L</sub>	V <sub>R</sub>	H	V <sub>L</sub>	V <sub>R</sub>
Standard		✓			✓				✓	
Bagpiper	red bag	✓								
	green bag	✓			✓					
	yellow bag	✓			✓					
Cricketer	pop eyes						✓			
	eyes down		✓			✓	✓		✓	
Footballer	white ball		✓		✓	✓	✓			
	light brown ball	✓			✓					
	dark brown ball				✓					
Golfer		✓			✓	✓	✓		✓	
Guitarist		✓			✓	✓	✓			
Hockey	curly hair	✓			✓					
	non-curly	✓			✓					
Lollipopman		none made by Miller								
Scout					✓	✓				
Skater	curly hair	✓			✓					
	non-curly	✓			✓	✓	✓			
Tennis	curly hair	✓			✓					
	non-curly pockets	✓			✓	✓				
	non-curly no pockets	✓			✓					

✓ = items discovered 28/1/17

✓ = items discovered 24/11/19

## IMAGES




Images of each badge confirmed are shown on the pages below. For completeness, the front and reverse of every badge is shown, no substitutes are used. A number of the images have been obtained from internet research and as such may be of a lesser quality. However, they are sufficient to make out the backstamp type and alignment. This research note is for information only and at present it is not contained in any of the official Golly Checklist material, although it may form the basis of future updates to the Golly Checklist if the research is considered complete enough to include.

The Type III backstamp is only known to exist on the Standard, Cricketer and Golfer. So far it has only been found in the 'vertical-left' alignment.


Where an alignment is not thought to exist it is listed below as 'NOT KNOWN'



Where it is thought that an alignment *may* exist but has not yet been discovered it is listed as 'NOT YET REPORTED'. Such badges are not necessarily rare, as this research is in the early stages. There are expected to be a number of alignments discovered which are not yet listed.

# STANDARD



STANDARD					
TYPE I		TYPE II		TYPE III	
W/W Standard		W/W Standard			
HORIZONTAL					NOT KNOWN
	Miller Type I - HORIZONTAL		Miller Type II - HORIZONTAL		
VERTICAL LEFT	NOT KNOWN		NOT KNOWN		W/W Standard 
					Miller Type III - VERTICAL Left
VERTICAL RIGHT	NOT KNOWN		NOT KNOWN		NOT KNOWN

# BAGPIPER


RED BAGPIPER			
TYPE I		TYPE II	TYPE III
HORIZONTAL	<b>W/W Bagpiper RED</b> 		NOT KNOWN
	<b>Miller Type I - HORIZONTAL</b>		





GREEN BAGPIPER			
TYPE I		TYPE II	TYPE III
HORIZONTAL	<b>W/W Bagpiper GREEN</b> 		NOT KNOWN
	<b>Miller Type I - HORIZONTAL</b>		
		<b>W/W Bagpiper GREEN</b> 	
		<b>Miller Type II - HORIZONTAL</b>	

NOTE: the green bagpiper with green between tassels has a “Miller Type I – HORIZONTAL” backstamp.

ORANGE BAGPIPER			
TYPE I		TYPE II	TYPE III
HORIZONTAL	<b>W/W Bagpiper ORANGE</b> 		NOT KNOWN
	<b>Miller Type I - HORIZONTAL</b>		
		<b>W/W Bagpiper ORANGE</b> 	
		<b>Miller Type II - HORIZONTAL</b>	





# CRICKETER

CRICKETER - POP EYES			
	TYPE I	TYPE II	TYPE III
VERTICAL RIGHT	<p>CRICKETER – POP EYES Type I Vertical Right NOT YET REPORTED</p>	<p>W/W Cricketer Pop Eyes</p>  <p>Miller Type II - VERTICAL RIGHT</p>	<p>NOT KNOWN</p>

CRICKETER – EYES DOWN			
	TYPE I	TYPE II	TYPE III
HORIZONTAL	<p>NOT KNOWN</p>	<p>NOT KNOWN</p>	<p>NOT KNOWN</p>
VERTICAL LEFT	<p>W/W Cricketer Eyes Down</p>  <p>Miller Type I - VERTICAL LEFT</p>	<p>W/W Cricketer Eyes Down</p>  <p>Miller Type II - VERTICAL LEFT</p>	<p>W/W Cricketer Eyes Down</p>  <p>Miller Type III - VERTICAL Left</p>
VERTICAL RIGHT	<p>CRICKETER – EYES DOWN Type I Vertical Right NOT YET REPORTED</p>	<p>W/W Cricketer Eyes Down</p>  <p>Miller Type II - VERTICAL RIGHT</p>	<p>NOT KNOWN</p>




# FOOTBALLER








FOOTBALLER – WHITE BALL - EYES DOWN			
	TYPE I	TYPE II	TYPE III
HORIZONTAL	<p>FOOTBALLER WHITE BALL Type I Horizontal NOT YET REPORTED</p>	<p>W/W Footballer</p>  <p>Miller Type II - HORIZONTAL</p>	<p>NOT KNOWN</p>
VERTICAL LEFT	<p>W/W Footballer</p>  <p>Miller Type I - VERTICAL LEFT</p>	<p>W/W Footballer</p>  <p>Miller Type II - VERTICAL LEFT</p>	<p>NOT KNOWN</p>
VERTICAL RIGHT	<p>FOOTBALLER WHITE BALL Type I Vertical Right NOT YET REPORTED</p>	<p>W/W Footballer</p>  <p>Miller Type II - VERTICAL RIGHT</p>	<p>NOT KNOWN</p>

FOOTBALLER – BROWN BALL - POP EYES			
	TYPE I	TYPE II	TYPE III
HORIZONTAL	<p>W/W Footballer pop eyes</p>  <p>Miller Type I - HORIZONTAL</p>	<p>W/W Footballer pop eyes</p>  <p>Miller Type II - HORIZONTAL</p>	<p>NOT KNOWN</p>

**FOOTBALLER – DARK BROWN BALL – EYES DOWN**

			TYPE I		TYPE II		TYPE III	
HORIZONTAL	NOT KNOWN		<p>W/W Footballer eyes down</p>  <p>Miller Type II - HORIZONTAL</p>				NOT KNOWN	

**GOLFER**



			GOLFER					
			TYPE I		TYPE II		TYPE III	
HORIZONTAL	<p>W/W Golfer</p>  <p>Miller Type I - HORIZONTAL</p>		<p>W/W Golfer</p>  <p>Miller Type II - HORIZONTAL</p>				NOT KNOWN	
	<p>GOLFER Type I Vertical Left NOT YET REPORTED</p>		<p>W/W Golfer</p>  <p>Miller Type II - VERTICAL LEFT</p>		<p>W/W Golfer</p>  <p>Miller Type III - VERTICAL Left</p>			
VERTICAL LEFT	<p>GOLFER Type I Vertical Right NOT YET REPORTED</p>		<p>W/W Golfer</p>  <p>Miller Type II - VERTICAL RIGHT</p>				NOT KNOWN	
	<p>GOLFER Type I Vertical Right NOT YET REPORTED</p>		<p>W/W Golfer</p>  <p>Miller Type II - VERTICAL RIGHT</p>				NOT KNOWN	
VERTICAL RIGHT	<p>GOLFER Type I Vertical Right NOT YET REPORTED</p>		<p>W/W Golfer</p>  <p>Miller Type II - VERTICAL RIGHT</p>				NOT KNOWN	



# GUITARIST

GUITARIST			
	TYPE I W/W Guitarist	TYPE II W/W Guitarist	TYPE III
HORIZONTAL	 <p>Miller Type I - HORIZONTAL</p>	 <p>Miller Type II - HORIZONTAL</p>	NOT KNOWN
VERTICAL LEFT	<p>GUITARIST Type I Vertical Left NOT YET REPORTED</p>	 <p>Miller Type II - VERTICAL LEFT</p>	NOT KNOWN
VERTICAL RIGHT	<p>GUITARIST Type I Vertical Right NOT YET REPORTED</p>	 <p>Miller Type II - VERTICAL RIGHT</p>	NOT KNOWN





# HOCKEY





HOCKEY			
	TYPE I	TYPE II	TYPE III
HORIZONTAL	<p>W/W Hockey</p>  <p>Miller Type I - HORIZONTAL</p>	<p>W/W Hockey</p>  <p>Miller Type II - HORIZONTAL</p>	<p>NOT KNOWN</p>

HOCKEY – CURLY HAIR			
	TYPE I	TYPE II	TYPE III
HORIZONTAL	<p>W/W Hockey Curly</p>  <p>Miller Type I - HORIZONTAL</p>	<p>W/W Hockey Curly</p>  <p>Miller Type II - HORIZONTAL</p>	<p>NOT KNOWN</p>

# SCOUT






SCOUT			
	TYPE I	TYPE II	TYPE III
HORIZONTAL	NOT KNOWN	<p>W/W Scout</p>  <p>Miller Type II - HORIZONTAL</p>	NOT KNOWN
VERTICAL LEFT	NOT KNOWN	<p>W/W Scout</p>  <p>Miller Type II - VERTICAL LEFT</p>	NOT KNOWN
VERTICAL RIGHT	NOT KNOWN	NOT KNOWN	NOT KNOWN

# SKATER



SKATER			
	TYPE I	TYPE II	TYPE III
HORIZONTAL	<p>W/W Skater</p>  <p>Miller Type I - HORIZONTAL</p>	<p>W/W Skater</p>  <p>Miller Type II - HORIZONTAL</p>	NOT KNOWN
VERTICAL LEFT	<p>SKATER Type I Vertical Left NOT YET REPORTED</p>	<p>W/W Skater</p>  <p>Miller Type II - VERTICAL LEFT</p>	NOT KNOWN
VERTICAL RIGHT	<p>SKATER Type I Vertical Right NOT YET REPORTED</p>	<p>W/W Skater</p>  <p>Miller Type II - VERTICAL RIGHT</p>	NOT KNOWN

SKATER – CURLY HAIR			
	TYPE I	TYPE II	TYPE III
HORIZONTAL	<p>W/W Skater curly</p>  <p>Miller Type I - HORIZONTAL</p>	<p>W/W Skater curly</p>  <p>Miller Type II - HORIZONTAL</p>	NOT KNOWN

# TENNIS PLAYER

		TENNIS PLAYER		
		TYPE I	TYPE II	TYPE III
HORIZONTAL	W/W Tennis	 <p>Miller Type I - HORIZONTAL</p>	 <p>Miller Type II - HORIZONTAL</p>	NOT KNOWN
	W/W Tennis	NOT KNOWN	 <p>Miller Type II - VERTICAL RIGHT</p>	
HORIZONTAL	W/W Tennis no pockets	 <p>Miller Type I - HORIZONTAL</p>	 <p>Miller Type II - HORIZONTAL</p>	NOT KNOWN



TENNIS PLAYER			
	TYPE I	TYPE II	TYPE III
HORIZONTAL	<p>W/W Tennis curly</p>  <p>Miller Type I - HORIZONTAL</p>	<p>W/W Tennis curly</p>  <p>Miller Type II - HORIZONTAL</p>	<p>NOT KNOWN</p>

If you have any variations on the above Miller backstamp alignments please get in touch with the Golly Checklist team. A verified image of the front and reverse of the badge is required for a new alignment to be included in the above table.

---

[info@gollychecklist.co.uk](mailto:info@gollychecklist.co.uk)

---